



# Rail Safety for ATV Riders



This sign tells you trains run at this location. Cross tracks at the crossbuck sign only. It is illegal to cross between crossings.\*

If the lights are flashing and gates are lowering, a train is approaching. Do not proceed until the gates go completely up and the lights go out.



## RAILS AND RECREATION DO NOT MIX!

Trains overhang the tracks by at least 3 feet on both sides. *You risk your life if you attempt to ride on the tracks. Your ATV can get stuck between the rails.*



1. Train tracks are private property.
2. Modern trains are quiet riding on welded track, so there's no clickety-clack.
3. Your engine can drown out the sound of the train's horn.
4. It can take a mile or more to stop a train. That's 18 football fields.



## CROSSING TRACKS LEGALLY:

1. Only cross tracks at designated crossings.
2. Prepare to stop at the crossing. Reduce engine noise by powering down. Lift visor.
3. Look both ways. Listen carefully. Look again before you move.
4. Cross tracks carefully without shifting.
5. Keep going once you start across, even if the lights start to flash or gates begin to lower.

\*Check your state law regarding the legal operation of ATVs on public roadways.

www.oli.org



**OPERATION  
LIFESAVER®**

# What to do if Your Vehicle Stalls or Hangs Up on the Tracks

## 1. GET OUT IMMEDIATELY!

Evacuate your vehicle. (Trains traveling at 60 mph may take a mile or more to stop.)


## 2. MOVE AWAY.

Walk **toward the oncoming train, and away from the tracks** at a 45-degree angle. (If your vehicle is hit, debris will spread out from the tracks in the same direction the train is moving.)

## 3. LOCATE THE EMERGENCY PHONE NUMBER.

When you are safely away from the tracks, find the railroad's emergency phone number and the DOT crossing identification number posted near the crossing. (See sample locations below.)

TO REPORT STALLED  
VEHICLE ON TRACKS OR  
OTHER EMERGENCY  
CALL 1-800-555-5555  
AND REFER TO CROSSING  
#123-456A ON  
MAIN STREET



Railroad Identification, Emergency Phone Numbers and DOT Number Locations

## 4. CALL FOR HELP!

Call the railroad's emergency phone number, the local police, or 911. **Tell them a vehicle is on the tracks.** Provide the location, crossing DOT number (if posted), and the name of the railroad or highway that crosses the tracks.

## RAILROADS' EMERGENCY PHONE NUMBERS

- Amtrak:.....1-800-331-0008
- BNSF:.....1-800-832-5452
- CSX:.....1-800-232-0144
- Canadian National:.....1-800-465-9239
- Canadian Pacific:.....1-800-716-9132
- Kansas City Southern:.....1-877-527-9464
- Norfolk Southern:.....1-800-453-2530
- Union Pacific:.....1-888-877-7267

**Call the local police or 911 if you can not locate the railroad emergency phone number at the site.**