

STAY SAFE.

KNOW THE FACTS.

WHAT OUTDOOR
ENTHUSIASTS NEED
TO KNOW ABOUT
RAILROAD CROSSINGS



**OPERATION
LIFESAVER®**

Rail Safety Education

KNOW THE FACTS:

IN THE U.S., A PERSON OR VEHICLE IS HIT BY A TRAIN EVERY 3 HOURS.

TRAINS ARE QUIETER AND FASTER THAN YOU THINK — ONLY TRAINS BELONG ON THE TRACKS.

THE AVERAGE FREIGHT TRAIN TRAVELING 55 MILES PER HOUR CAN TAKE A MILE OR MORE TO STOP — THE LENGTH OF 18 FOOTBALL FIELDS.

SEE TRACKS?
THINK TRAIN!

MAKE SAFE CHOICES:



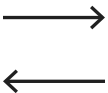
CROSS LEGALLY AND SAFELY

The only safe and legal place for anyone to cross railroad tracks is at **designated crossings.**

Always obey warning signs and signals. Always look for a train before proceeding.

AVOID GETTING STUCK

Before crossing, be sure there is space on the other side to completely clear the tracks. Trains overhang tracks. **When driving leave at least 15 feet between the front and rear of your vehicle and the nearest rail.** Avoid shifting gears while crossing.



WAIT, LOOK BOTH WAYS

Always expect a train. Trains may be closer and traveling faster than they appear and can run on any track at any time. Multiple tracks may mean multiple trains. **Ensure you can clearly see down the tracks in both directions before proceeding.** AVOID crossing while lights are flashing or gates are down. Never try to beat a train.

GET OUT! GET AWAY! FIND THE BLUE AND WHITE SIGN

If your vehicle gets stuck or stalls at a crossing, get everyone out and far away immediately, even if you do not see a train. Call the number on the Blue and White Emergency Notification System (ENS) sign and share the crossing ID number with the dispatcher. No sign? Dial 911.



KNOW THE SIGNS AND SIGNALS

MULTIPLE TRACKS

Multiple tracks are present. Multiple tracks may mean multiple trains. Wait until you can see clearly down the tracks in both directions before proceeding.

LOWERING GATES AND FLASHING RED LIGHTS

A train is approaching (even if you don't see it yet). Do not proceed until lights turn off and gates go up. It is illegal and dangerous to go around lowered gates.

CROSSBUCK

YIELD if a train is approaching. Trains always have the right-of-way.

FLASHING RED LIGHTS

STOP when flashing. DO NOT proceed until lights stop flashing. If lights begin flashing after you start across the tracks, keep going.

EMERGENCY NOTIFICATION SYSTEM (ENS)

This is the first phone number to call if a vehicle is stuck or stalls on the tracks. NOTE: Each sign has a different phone number and location ID number.

Also use the ENS to report people, vehicles or debris on the tracks, damaged signs or signals and obstructed views.

PAVEMENT MARKINGS

RxR and a wide white line on the roadway mean you are approaching a railroad crossing. Stay behind the white stop line while waiting for a train to pass. No stop line? Stop at least 15 feet from the nearest rail.

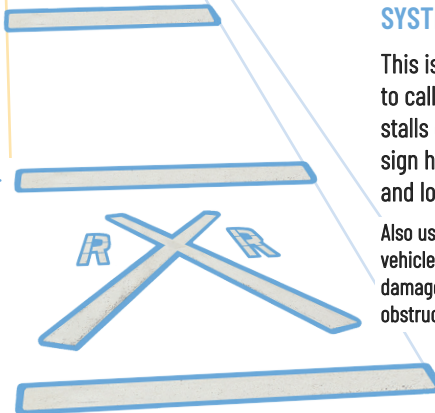
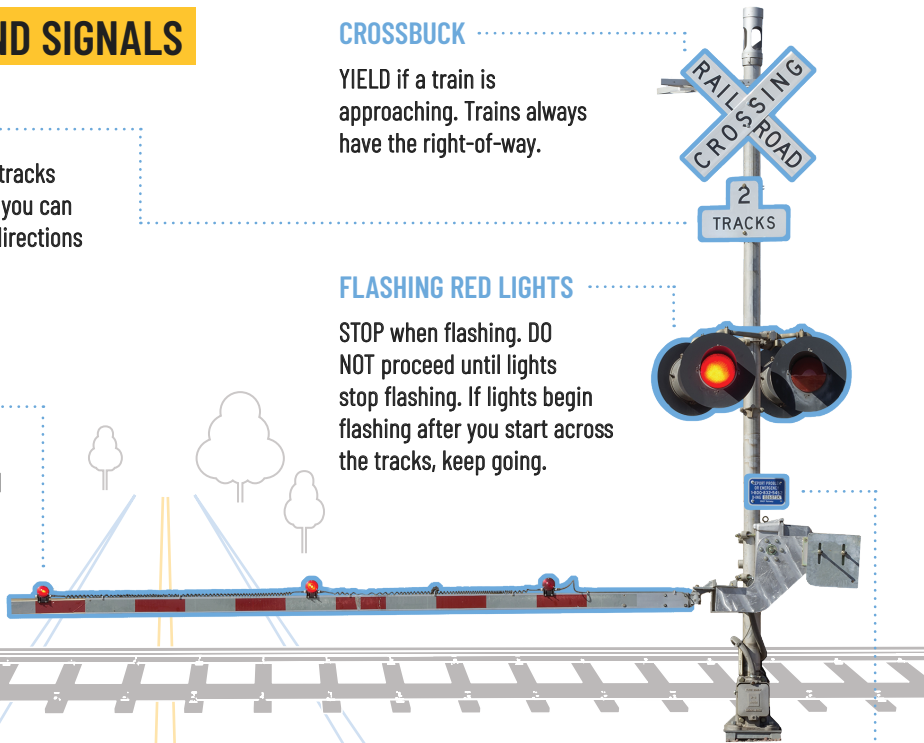
ADVANCE WARNING

Slow down, look, listen and be prepared to stop. Typically, this is the first sign you see when approaching a railroad crossing.



LOW GROUND CLEARANCE CROSSING

Raised crossing ahead. If you drive anything low to the ground — like a lowboy, bus, truck, sports car or trailer — you are at risk of getting hung up on the tracks. Do not proceed until you know your vehicle will clear the tracks.



ENJOY THE OUTDOORS, BUT PLEASE DO SO SAFELY.

RAILROAD TRACKS, BRIDGES AND TRESTLES ARE FOR TRAINS — NOT RECREATION!

FOLLOW THESE TIPS

- 1 Railroad tracks are private property. **Using railroad property to hunt, fish or operate snowmobiles, ATVs, UTVs or cross-country ski is trespassing and dangerous!**
- 2 There is **ONLY** room for the train on railroad bridges and trestles or in tunnels. Stay off the tracks.
- 3 **Trains do not run on schedules.** Always expect a train. Trains can run on any track, at any time, from either direction.
- 4 **The only safe place to cross railroad tracks is at a designated public crossing.** If you cross anywhere else, you are trespassing. It's illegal. You can lose your life or be seriously injured, fined or arrested.

- 5 If operating an ATV, UTV or snowmobile, reduce engine noise by powering down before crossing tracks.
- 6 If towing a camper, boat or trailer — make sure the trailer jacks are in the up position; non-retracted jacks can get stuck on the crossing.
- 7 Snow mobiles, ATVs, UTVs do not belong on tracks or railroad rights-of-way and can get stuck on the tracks. Stay off, stay away and stay safe.



ABOUT OPERATION LIFESAVER:

OPERATION LIFESAVER IS A MISSION DRIVEN RAIL SAFETY EDUCATION NON-PROFIT POWERED BY DEDICATED PEOPLE. OUR GOAL IS TO END COLLISIONS, DEATHS AND INJURIES ON AND AROUND RAILROAD TRACKS AND TRAINS.

- **Free in-person and virtual safety presentations** across the U.S.
- **eLearning programs** for professional drivers, first responders and school bus drivers.
- **Visit oli.org** to schedule a presentation, find safety materials, become a volunteer and share public awareness campaigns, videos and more.

HELP STOP TRACK TRAGEDIES

Know the facts.

Make good decisions.

Share the message.

OLI.ORG

FOLLOW US ON SOCIAL

(800) 537-6224



**OPERATION
LIFESAVER®**

Rail Safety Education

