

↓ PLEASE WAIT BEHIND YELLOW LINE ↓



See Tracks? **THINK TRAIN!**®

Activity Book

SEE TRACKS?
THINK TRAIN!





← PLEASE WAIT BEHIND YELLOW LINE →

← PLEASE WAIT BEHIND YELLOW LINE →

↑ PLEASE WAIT BEHIND YELLOW LINE ↑

SEE TRACKS?
THINK TRAIN!

WORD SEARCH



E L L I G H T R A I L S S N T C L B
S N M G T R A I N B S A U P R S M P
C T V P D N W O B I T F S E A U Z L
R G R I K A J R L C R E T D N B R A
O T S E R T Q F R Y E C A E S W A T
S T R H E O M A Q C E H I S I A I F
S P Q A A T N W L L T O N T T Y L O
B J I V C R C M M E C I A R E O R R
U E C X Q K E A E N A C B I E W O M
C I W P I C S Z R N R E L A Y W A B
K F I E B N G H Y P T N E N J V D L
H C H T R A N S P O R T Z U N G T N

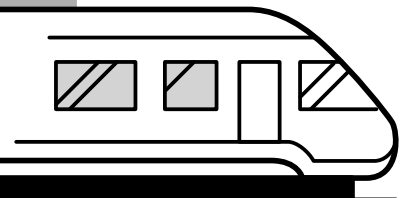

Find the following words in the puzzle.
Words are hidden ← → ↓ and ↘.



BICYCLE
CROSSBUCK
ENVIRONMENT
LIGHT RAIL
PEDESTRIAN
PLATFORM

RAILROAD
SAFE CHOICE
SHARE
STREETCAR
SUBWAY
SUSTAINABLE

TRACKS
TRAIN
TRANSIT
TRANSPORT





SAFETY MESSAGE CROSSWORD



WORD BANK


Subway, Commuter, Streetcar, Station, Safe Swerve, Bicycle, Direction, Exit, Illegal

ACROSS →

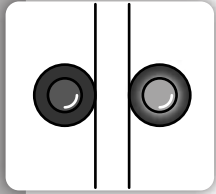
1. Which transit car moves underground?
4. Which type of transit sometimes operate on the freight tracks?
6. Which transit type has overhead electrical wires and runs in the street?
7. If you drop something on the tracks, find a ___ worker to tell.
9. Stay off. Stay away. Stay ___.

DOWN ↓

1. Trains can't ___.
2. If you're riding your ___, be sure to get off and walk with it across the tracks.
3. Trains run at any time, on any track and in either ___.
5. Always wait for riders to ___ before entering the train.
8. Trespassing is dangerous and ___.



MATCH THE SIGNS TO THE MESSAGE



ADVANCE WARNING SIGN

"When I see this sign, I know that I am approaching train tracks."

FLASHING RED LIGHTS

"I know a train is approaching the crossing. I will stop and wait!"

CROSSBUCK

"This sign tells me that I am at the train tracks.
See tracks? Think Train!"

MULTIPLE TRACK SIGN

"I know there is more than one set of train tracks at this crossing."

NO TRESPASSING SIGN

"Trespassing is dangerous and illegal. I will never cross train tracks unless I am at a crossing!"

STOP SIGN

"I should come to a full stop, then look both ways before crossing the train tracks."

YIELD SIGN

"Slow down—trains always have the right-of-way."

QUIET ZONE SIGN


"These are areas in my city where I may not hear a train horn because it is silenced. I will look both ways carefully before crossing the railroad tracks."

EMERGENCY NOTIFICATION SYSTEM SIGN

"If I ever have an emergency, I know I can look for this sign. I will call the unique number and give them the unique crossing identification (ID) number. These are different on every sign!"

PAVEMENT MARKINGS and STOP LINE

"I see some paved roads have a thick white line showing cars, bicycles and even people where it is safe to stop. I will always stay behind this line."





TRUE OR FALSE

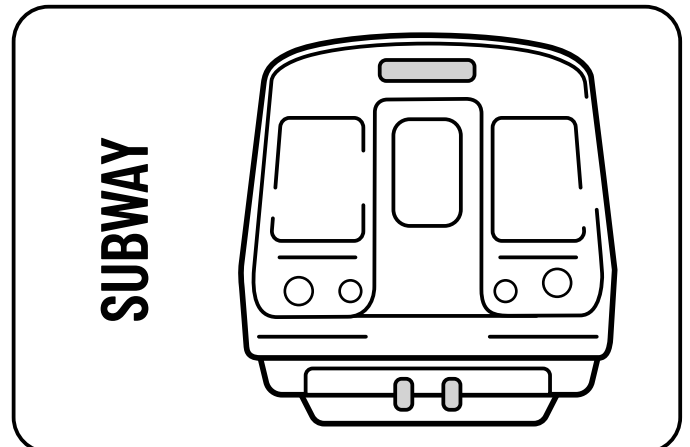
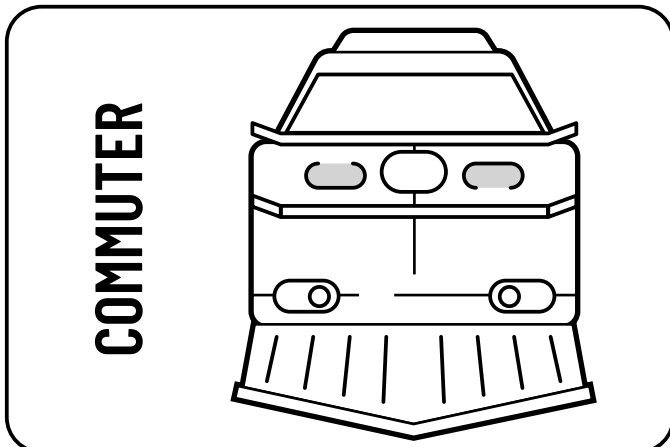
Read each statement. If the statement is true, circle T.

If the statement is false, circle F.

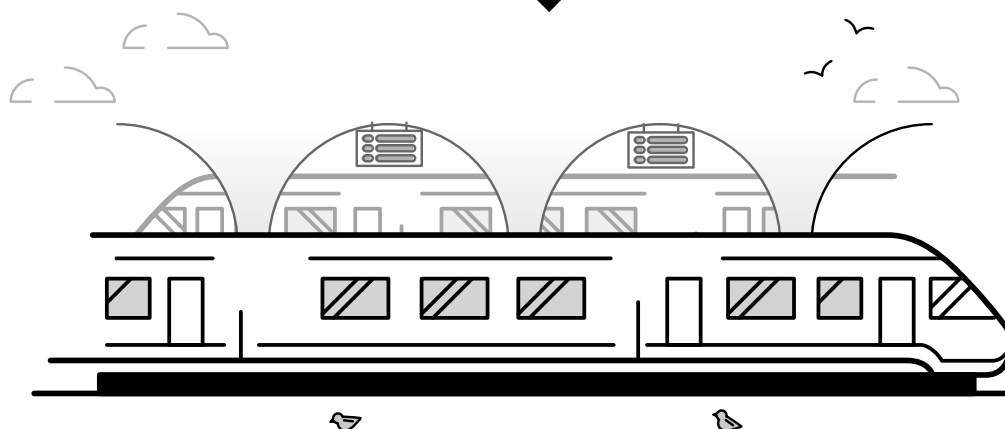


1. You should never run near railroad tracks or in railroad stations. T F
2. It's okay to cross railroad tracks anywhere as long as you don't see a train. T F
3. Railroad tracks and the area around them are private property and being on them is against the law. T F
4. Trains pass through a crossing at the same time every day. T F
5. Trains only travel in one direction on railroad tracks. T F
6. Trains are quieter and move faster than you think. T F
7. It's okay to stand on or walk near railroad tracks. T F
8. Some stations have a third rail of track that has electricity running through it. Stay away from the third rail—it is dangerous. T F
9. You should take your earbuds out and headphones off to help you listen for a train. T F
10. If you drop something on a railroad tracks, it is never safe to lean down and pick it up. T F

1 1 2 F 3 T 4 F 5 F 6 T 7 F 8 T 9 T 10 T

ANSWERS



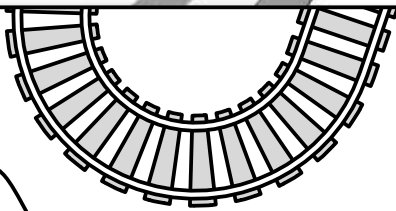


A-MAZE-ING





WHAT'S NOT SAFE?

Circle 6 of the unsafe things.



1. Someone over the bumpy line.
2. Someone crossing/walking near tracks.
3. Someone throwing trash on the tracks.
4. Kid picking up hat from tracks.
5. Running on the platform.
6. Playing on the tracks.

ANSWERS

Note to Parents: Rail safety is important for everyone! Know the facts. Recognize the signs. Make good choices. This activity book was created by Operation Lifesaver, Inc. (OLI) to help teach safe choices when approaching and riding rail transit. OLI is a nonprofit public safety education and awareness organization dedicated to reducing collisions, fatalities and injuries at highway-rail crossings and trespassing on or near railroad tracks. Request a FREE rail safety presentation at oli.org. For more kids rail safety info visit oli.org/info/kids.

See Tracks? Think Train!®

